

---

# ***BOOK ADVENTURES***

DISCOVER, EXPLORE, CREATE

---

## **Inky the Octopus**




*Photo Credit: New York Times*

Inky the Octopus, who was featured in the movie Finding Dory, is a real octopus who escaped the National Aquarium of New Zealand in 2016. Not only did Inky escape his tank, but he squeezed through a 6 inch wide drain pipe that led out to the ocean. He left only “arm” prints that were seen on the floor the next morning ([Guendelsberger, p. 30](#)).

Fun Fact: Did you know that if an Octopus loses an arm to an enemy it will grow back! Check out Pebble Go for more Octopus facts through the Library's website [here](#).

***Check it out now!***




*Inky the Octopus*  
by Erin Guendelsberger  
Immediately available on  
Hoopla [here](#)!

# DIY Octopus



## Supplies

8.5 x 11 Sheet of Paper  
Scissors, Pencil, Ruler  
+ Glue or Tape & Decorations  
Hole punch & ribbon if you  
want to hang it




## Step 1

Draw a line halfway across the paper  
Draw lines to the halfway point an inch apart  
Cut along the lines to the halfway point  
Cut off the extra half inch from the bottom only

## Step 2

Add Glue  
and/or  
Tape to flap  
Roll up and line up  
arms together



## Step 3


Use the  
pencil to  
curl  
the arms



## Step 4

Use stickers and  
markers to add a face  
and extra features

With a hole punch,  
punch a hole on each  
side of your face  
Use ribbon to hang  
your octopus



## Resources

with clickable links

Octopuses from Pebble Go  
[Access through Library's website](#)

[Inky Photo](#) from the New York Times

[Inky the Octopus](#) by Erin  
Guendelsberger. 2018

Octopus Craft Inspiration  
from [Mini Eco](#)

Questions? Email Ms. Rosemary at  
[Youth.Reference@Baldwinlib.org](mailto:Youth.Reference@Baldwinlib.org)